


## **I am a student using a Hamilton Device**

[First watch this video](#)

1. Log into that Device.
2. Open Google Chrome. When you do this clever.com opens. You will be asked to Log In with Google.

**HAMILTON COMMUNITY SCHOOLS**

[Not your district?](#)



3. Click on your hamiltonschools email address.

Choose an account

to continue to [clever.com](#)



Mat Rehkopf  
mlrehkop@hamiltonschools.us

4. You are now in clever and can log into Canvas by clicking the Canvas icon.



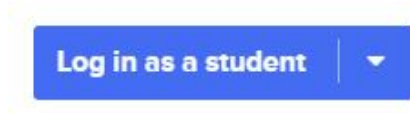
[Canvas](#)

\*\*\* If you have a Hamilton-issued iPad (K-2 students), [please click here for directions](#).

## I am a student using my own Device

[First watch this video](#)


1. Make sure that you are in the Google Chrome browser and have logged into your Hamilton School email account.
2. Go to [clever.com](https://clever.com).
3. Click on Log in as a student in the upper right hand corner.



4. Click on Login with Google

**HAMILTON COMMUNITY SCHOOLS**

[Not your district?](#)



5. Click on your hamilton schools email address.

Choose an account

to continue to [clever.com](https://clever.com)

 Mat Rehkopf  
mirehkopf@hamiltonschools.us

6. You are now in clever and can log into Canvas by clicking the Canvas icon.



[Canvas](#)

## **I am a Parent**

**\*\* Do Not try to make an account until your student is logged into Canvas and sitting next to you.**



1. [Click on this Link](#)
2. Click on Parents Sign up here.
3. Fill out this form and add your pairing code.
  - [How to find my student's Pairing Code](#)

\*\*\* In order to get your student's pairing code, you must be sitting next to your student and follow the steps above. Your student must be logged into their Canvas account.

\*\*\*There is a Canvas App for mobile phones, but we have not had great success with the mobile app, so we are asking you to do all of this through the internet either on your computer or your cell phone.